



An introduction to

# readilearn

*Teaching resources  
for the first three years of  
school*



[www.readilearn.com.au](http://www.readilearn.com.au)

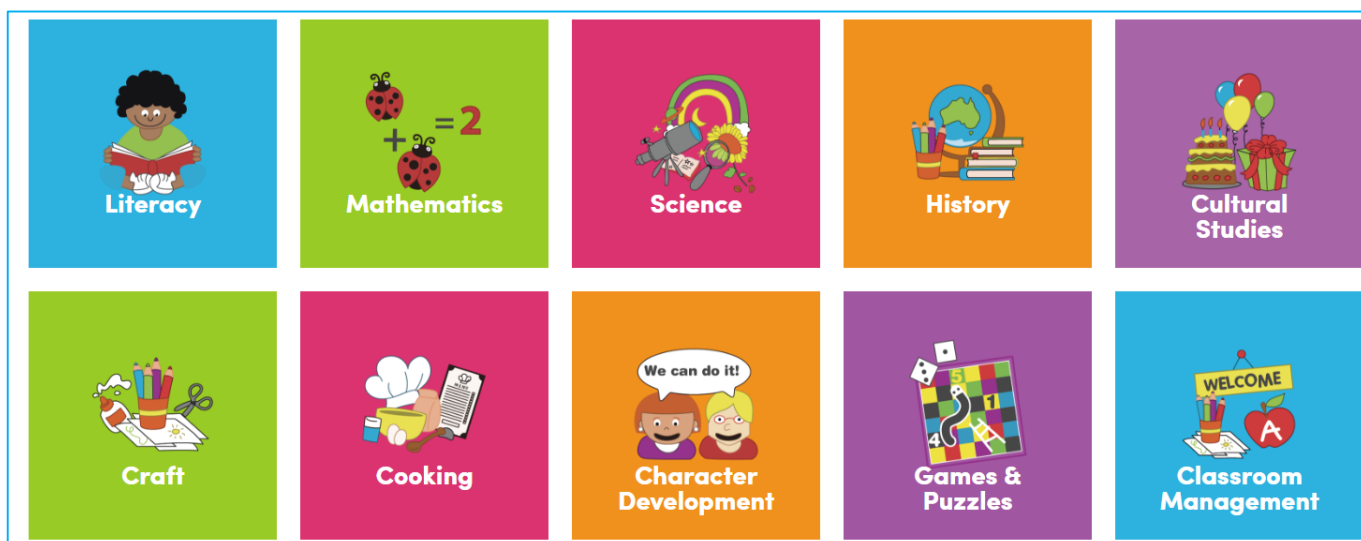
# Contents

- What is readilearn?
- Is readilearn free?
- What can I get for free?
- What are the benefits of subscribing?
- What lessons can I use on the interactive whiteboard?
- How do I find resources I am looking for?
- How do I register to use only free resources?
- How do I subscribe for access to all resources?
- How do I login to readilearn?
- How do I access printable resources?
- How do I access digital resources to use on the interactive whiteboard?
- What if I can't find what I'm looking for?
- Contact us

## What is readilearn?

*readilearn is a collection of digital teaching resources designed for use with children from about five to seven years of age in their first three years of school.*

*Resources are available across curriculum areas. Many provide contexts for integrating learning in fun and meaningful ways.*



*readilearn resources support teachers teaching and children learning by providing opportunities for discussions that promote thinking, collaboration and learning across the curriculum. Open-ended discussions encourage children to learn from each other as well as the teacher and to participate at their own level.*

*Resources include original digital stories (estories), interactive teaching episodes, open-ended problem solving activities, readilessons (lessons ready to teach), printable activities, teaching suggestions, notes for parents, and more.*

## Is readilearn free?

*readilearn is a freemium website. This means that readilearn provides a lot of free support and resources for teachers in a variety of ways, but that some resources are available to paid subscribers only.*

## What can I get for free?

### *The blog – Free!*

*In posts published every Friday, readilearn provides teachers with*

- suggestions for lessons and classroom activities*
- discussion of issues relevant to early childhood education*
- information about new resources*
- interviews with authors and illustrators*

*Sign up at the end of any post to receive email notifications of new posts.*

### *The Newsletter – Free!*

*In the newsletter published on the last day of each month, readilearn provides teachers with*

- an update on new resources added during the month*
- a review of blog posts, in case you missed them*
- a list of upcoming events you may wish to include in your planning*

*Sign up at the bottom of any page to receive the monthly newsletter by email.*

## Teaching resources – Free!

In each readilearn category, there is a selection of printable resources that you can access and download free of charge.

There are also some digital resources that you can access online free of charge.

As you scroll through the resources in each category, the free resources are readily identified by looking at the top right-hand corner of the resource image.



The image displays four resource thumbnails arranged horizontally. Each thumbnail is enclosed in a light blue border. The first thumbnail, titled 'Games for maths groups #1', features a 'Free' label in a blue starburst at the top right and a 'Teaching ideas' label in a blue banner at the bottom left. The second thumbnail, 'Getting creative with dots', has a 'teaching ideas' label in a blue banner at the top right and a blue starburst at the bottom left. The third thumbnail, 'Getting to know you surveys', is framed by a border of yellow smiley faces and includes a 'Free' label in a blue starburst at the top right and a blue starburst at the bottom left. The fourth thumbnail, 'Ladybird combinations', features a large red ladybird illustration and a 'Printable' label in a blue banner at the top right, with a blue starburst at the bottom left.

**Games for maths groups #1**  
Mathematics | Games

**Getting creative with dots**  
Art | Dots and lines

**Getting to know you surveys**  
Beginning of the year | Getting to know each other

**Ladybird combinations**  
Mathematics | Number

To gain access to the free teaching resources, simply register by entering your name and email address. This helps us keep track of the number of people using the resources and where they are located. It also enables us to keep you up to date with readilearn events, new resources and special offers.

Be assured that your email address will not be shared with others or used for any other purpose.

## What are the benefits of subscribing?

*Included in the readilearn collection is a range of digital stories and interactive lessons across curriculum areas ready for you to teach on the interactive whiteboard.*

*These lessons are unique to readilearn and are what set us apart from other teacher websites that offer only printable materials.*

*A readilearn subscription gives you access to all readilearn teaching resources for a year. This includes resources that can be downloaded and printed as well as the digital resources that can be accessed online when you are logged in.*

*The lessons cater for groups of different abilities by encouraging children to respond at their own level in discussions between teacher and children. Children learn from each other as well as the teacher. In most instances it is through discussion that teacher and students collaboratively decide on the appropriateness of responses.*

*When feedback is provided within the resource, it is positive and encourages a growth mindset by encouraging children to try again or to reassess the suitability of their responses.*

# What lessons can I use on the interactive whiteboard?

There are more than 40 lessons available for use on the interactive whiteboard, including estories (digital stories), readilessons (lessons ready to teach) and interactive lessons. Many provide opportunities for cross-curricular learning, particularly teaching literacy across the curriculum, while others focus on learning in particular subject areas.



Cross-curricular

Cater for different ability levels

Encourage discussion, thinking, problem solving

Use with the whole class or small groups

Literacy across the curriculum

Literacy skills

Mathematics

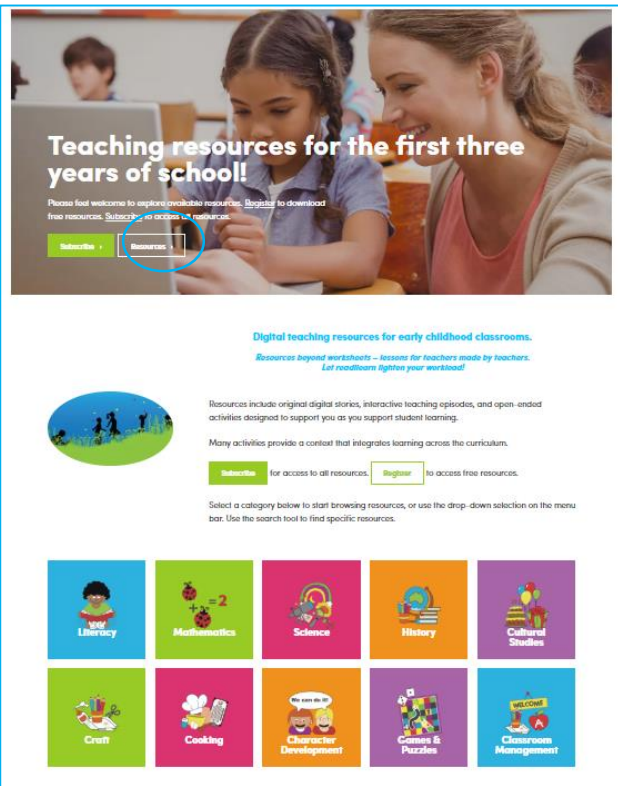
Science

Lessons, ready for you to teach!

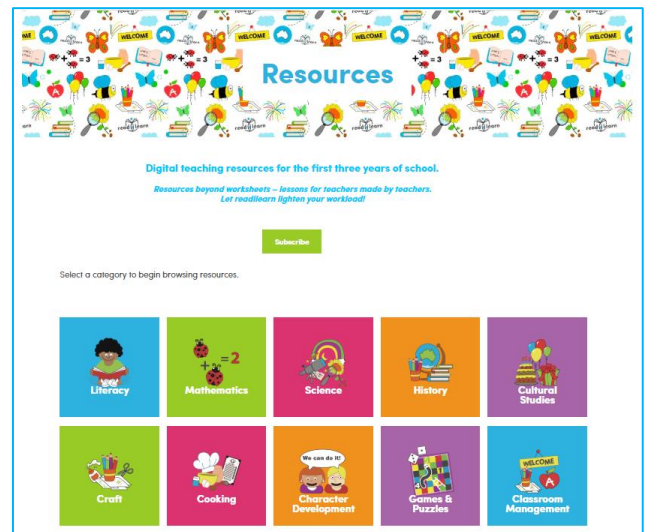
# How do I find resources I am looking for?

You can scroll through the resources in each category to see what is available. The categories can be accessed in one of three ways:

from the button or icons on the Home screen,



or on the Resources page,



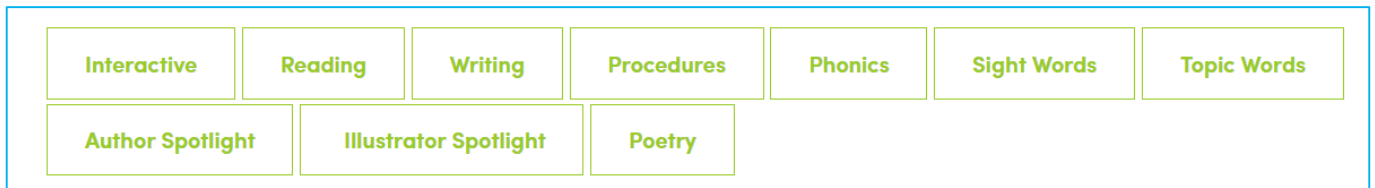
or from the dropdown menu on any screen



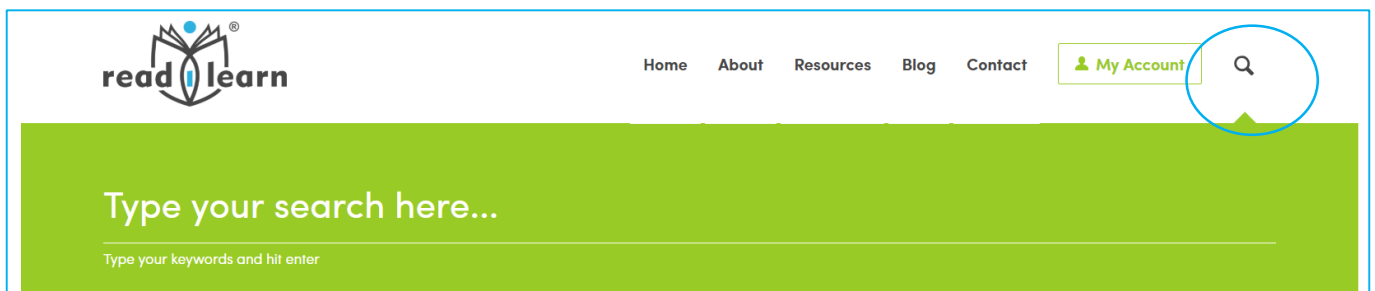


You can narrow your search by using subcategories where available; for example:

## Literacy



You can search for particular resources or topics using the search tool, available on each screen.



With over 300 resources, and more added nearly every week, there is much to explore.

To stay informed of new resources:

- Follow the blog by email
- Sign up for the newsletter
- Follow us on social media:

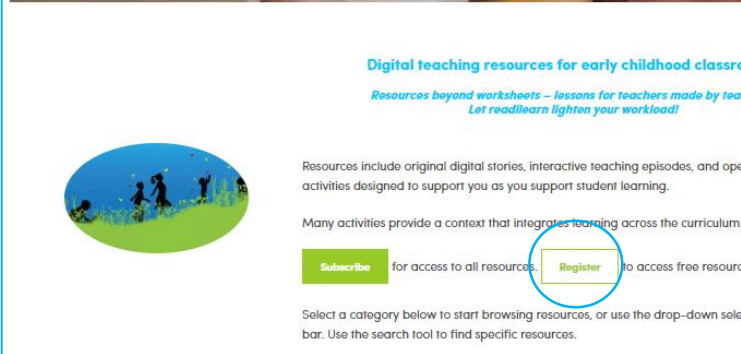
Facebook: [@readilearnteachingresources](#)

Twitter: [@readilearn](#)

Instagram: [@readilearnteachingresources](#)

# How do I register to use only free resources?

To register, click on the link or button on the Home screen,



## Register

Register now to download free resources.

Username \*

Email address \*

Password \*

Register

or on any free resource



## Caps off for math

Mathematics | Resources

A collection of caps and lids is a cheap but useful resource for your classroom. Start collecting your own, and ask children to bring theirs from home. This free resource provides many ideas for using caps; for example, to count, sort, make patterns, collage, and more.



This product is available to registered users and subscribers. Please [log in](#), [subscribe](#) or [register](#) to access this resource.

Log in

Subscribe

Register

and fill in your details on the form.

# How do I subscribe for access to all resources?

To subscribe, click on the link or button on the Home screen, or on any resource.



**Teaching resources for the first three years of school!**

Please feel welcome to explore available resources. Register to download free resources. [Subscribe](#) to access all resources.

[Subscribe](#) [Resources](#)

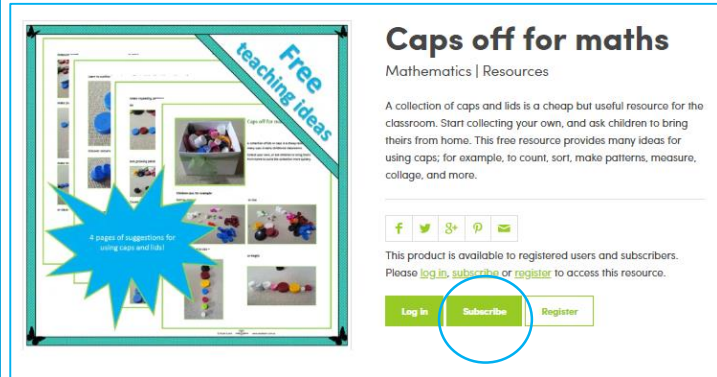
**Digital teaching resources for early childhood classrooms.**  
*Resources beyond worksheets – lessons for teachers made by teachers. Let readilearn lighten your workload!*

Resources include original digital stories, interactive teaching episodes, and open-ended activities designed to support you as you support students learning.

Many activities provide a context that integrates learning across the curriculum.

[Subscribe](#) for access to all resources. [Register](#) to access free resources.

Select a category below to start browsing resources, or use the drop-down selection on the menu bar. Use the search tool to find specific resources.



**Free teaching ideas**

**Caps off for maths**  
Mathematics | Resources

A collection of caps and lids is a cheap but useful resource for the classroom. Start collecting your own, and ask children to bring theirs from home. This free resource provides many ideas for using caps; for example, to count, sort, make patterns, measure, collage, and more.

[f](#) [t](#) [g+](#) [p](#) [e](#)

This product is available to registered users and subscribers. Please [log in](#), [subscribe](#) or [register](#) to access this resource.

[Log in](#) [Subscribe](#) [Register](#)

## Annual subscription

**\$25.00**

Teachers of 5 – 7 year-olds!

Subscribe for access to all *readilearn* early childhood and lower primary digital teaching resources for a year, **starting from now!**

**Resources beyond worksheets – lessons for teachers made by teachers. Let readilearn lighten your workload!**

*This is a value-packed website with top-grade resources, put together by a top-grade teacher!*  
Robin E. – Teacher

[f](#) [t](#) [g+](#) [p](#) [e](#)

[Purchase](#)

### Checkout

Have a coupon? [Click here to enter your code](#)

**Billing Details**

First name  Last name

Company name

Country

Street address

Suburb

State

Postcode

Phone

Email address

Create an account by entering the information below. If you are a returning customer please login at the top of the page.

Account username  Create account password

Username  Password

**Your order**

PRODUCT	TOTAL
Annual subscription	\$25.00
<b>Total</b>	<b>\$25.00</b>

**Payment**

[PayPal Express Checkout](#) (new)

Pay via PayPal or credit card if you don't have PayPal.

We respect your privacy. We will not sell, trade or rent your personal information to others.

I've read and accept the [terms & conditions](#)

[Subscribe Now](#)

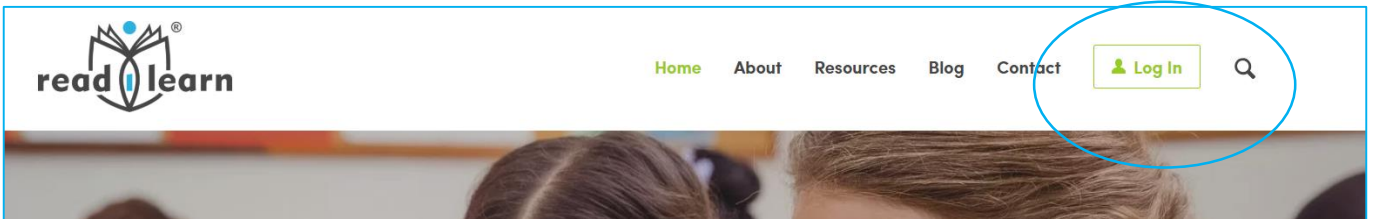
Don't forget to add your coupon code, if you have one.

Click 'Purchase' on the subscribe page,

and fill in your details on the form.

# How do I log in to readilearn?

Before you begin any readilearn session, be sure to log in from the menu bar.



Use the same information you used when you created your account. If you don't already have an account, register now, or return to the home page to subscribe.

A screenshot of the 'My Account' page on readilearn. It features a 'Login' section with fields for 'Username or email address \*' and 'Password \*', a 'Remember me' checkbox, and a 'Login' button. To the right is a 'Register' section with a 'Register' button. A blue callout bubble with an arrow points to the 'Lost your password?' link below the login form. The text inside the bubble reads: 'If you have forgotten your password, click here to set a new one.'

When you are logged in, you have access to all resources available to you as a registered user or subscriber.

**Note:** If you keep at least one readilearn tab open, you should be able to access the resources throughout the day without needing to log in again.

# How do I access printable resources?

Each readlearn teaching resource has its own page with certain features.



Home About Resources Blog Contact My Account

You are here: Resources > Literacy > Writing > Bullfrog's Billabong - Character cards




## Bullfrog's Billabong - Character cards

Literacy | Writing

Bullfrog's Billabong - Character cards support use of other resources in the Bullfrog's Billabong suite, including the [estory](#), and the [interactive covered cloze activity](#).

The Bullfrog's Billabong characters are presented with singular and plural labels. The cards can be displayed in the classroom and used by the children as a reference for writing. They can also be used to explain different ways of pluralisation; for example pelicans, fish, platypuses.

Download Resource



### Related Resources



**Bullfrog's Billabong - an estory**  
Reading | estory



**Bullfrog's Billabong - Character cut-outs**  
Literacy | Performance



**Bullfrog's Billabong - Days of the week**  
Mathematics | Measurement



**Bullfrog's Billabong - Cloze - How to use this resource**  
Reading | Covered cloze



**Bullfrog's Billabong - Covered cloze**  
Literacy | Reading



**Bullfrog's Billabong - The facts**  
Literacy | Fact or Fiction



**Bullfrog's Billabong - The next chapter**  
Literacy | Writing



**Bullfrog's Billabong - The play**  
Reading | A play

One or more images of the resource

Resource title

Resource description

Click here to download printable resources

A selection of other resources that are related by topic, theme or concept

Buttons for sharing the resource on social media

# How do I access digital resources to use on the interactive whiteboard?

Each readilearn teaching resource has its own page with certain features.



You are here: [Resources](#) > [Literacy](#) > [Reading](#) > Bullfrog's Billabong - Covered cloze



## Bullfrog's Billabong – Covered cloze

Literacy | Reading

*Bullfrog's Billabong* is a fun original story about Australian animals. It incidentally includes mathematical concepts of counting, growing patterns and days of the week.

In this resource the story is presented as a covered cloze activity for teaching effective reading strategies.

It is designed for use by the teacher on the interactive whiteboard with the whole class or small group.

Note: While this resource may be viewed on mobile devices, functionality is optimized when accessed on a computer.

If you are logged in, scroll down to access the resource.

When finished the session, select "Exit" to save your progress. To return to the page you were working on, select "Resume".




Resource title

Resource description

Buttons for sharing the resource on social media

One or more images of the resource

Note: functionality of interactive resources is optimised on a computer



Digital resources are accessed online when you are logged in. Simply scroll below the resource description and social media sharing buttons to access.

A selection of other resources that are related by topic, theme or concept

### Related Resources



## What if I can't find what I'm looking for?

*If you are unable to find a resource you are looking for, please email us at [hello@readilearn.com.au](mailto:hello@readilearn.com.au) and we will assist you find the resource if it is in the collection. If something suitable is not already in the collection, we may be able to make something to suit your requirements.*

## Contact Us

*We are always happy to hear from members of the readilearn community. We appreciate feedback about resources you use as well as suggestions for new resources.*

*Email us at [hello@readilearn.com.au](mailto:hello@readilearn.com.au).*

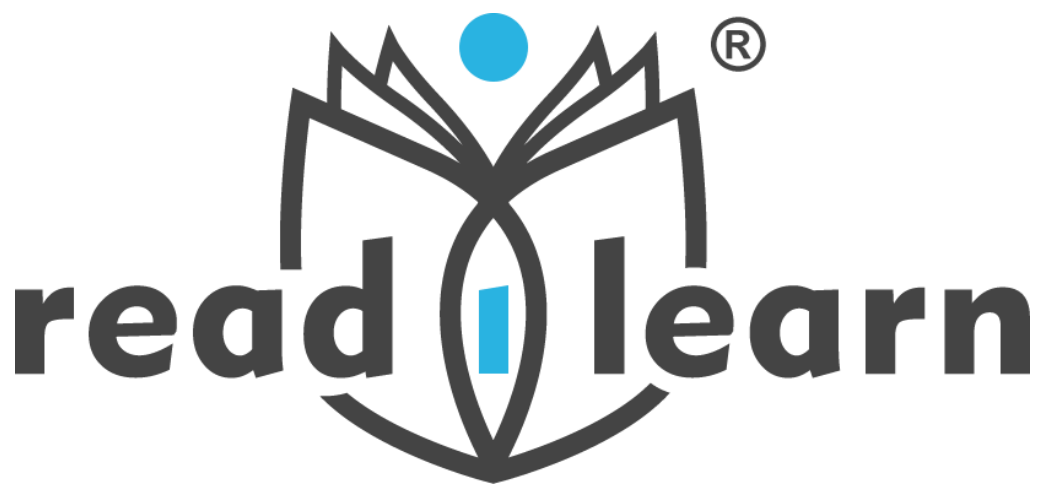
### **A commendation for readilearn**

*readilearn.com.au is a fabulous site put together by an amazing teacher. Norah Colvin is absolutely passionate about education, in particular, the early childhood sector. Her readilearn website is well laid-out, easy to use, and jam-packed with some amazing ideas and activities for our classes.*

*Her resources are practical, fun and are of top-notch quality. I prefer to think of Norah as a facilitator, a helper, a guide - someone who can "lead a horse to water" and the horse can't WAIT to drink! She creates fantastic original materials for young children - materials that encourage students to be mindful, creative, accepting of diversity, and to become life-long learners ... and to have fun. Her resources help make the learning environment one in which the children really WANT to be!*

*"You cannot make people learn. You can only provide the right conditions for learning to happen." ~ Vince Gowmon (readilearn sure will help this happen!)*

*Robin Etter-Cleave, Brisbane, QLD*



*Our logo symbolises the importance of reading and learning to each individual, acknowledging that:*

- *the individual is the central focus of education*
- *reading is an essential skill that empowers learners*
- *access to books and education is a right of all*
- *learning is a life-long journey*
- *learning is meant to be fun!*





[www.readilearn.com.au](http://www.readilearn.com.au)